

# S21-16

## 二节式隐藏缓冲滑轨带插销(16板)

PARTIAL EXTENSION UNDERMOUNTED SOFT CLOSING SLIDE WITH PIN FOR 16MM PANEL

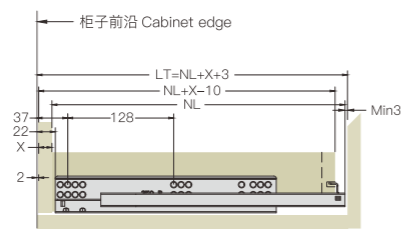
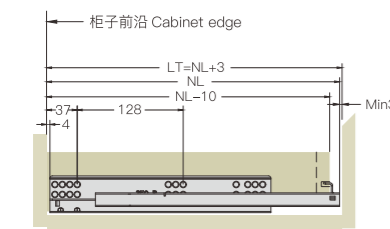
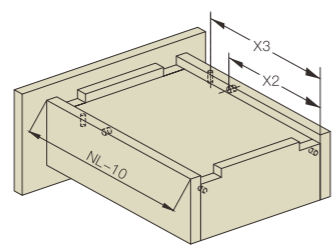
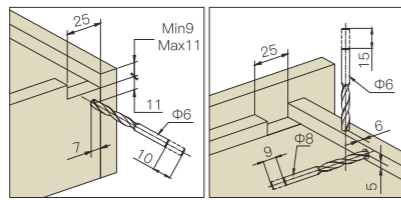
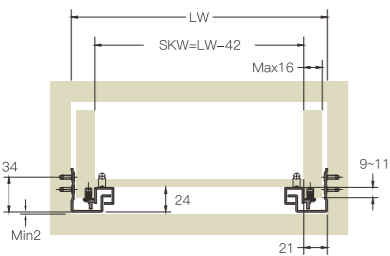
载重: 25公斤  
表面: 镀锌  
长度: 250-550mm  
单向展开  
无需工具, 抽屉可快速安装和拆卸。  
静音系统保证导轨运作轻松, 顺滑无噪音。  
抽屉高度调节量: 0~+3mm

Load capacity: 25kg  
Finish: zink plated  
Lengths: 250-550mm  
One-way extension  
Tool free assembly and removal of drawer  
Silent system guarantees smooth run without noise  
Drawer height adjustment: 0~+3mm



### 滑轨安装尺寸 Installation dimensions

SKW=抽屉内宽度 Internal drawer width  
LW=柜内宽度 Internal cabinet width  
NL=滑轨标称长度 Slide length  
LT=柜内深度 Internal cabinet depth  
抽屉尺寸和钻孔, Drawer size and boring  
侧板最大厚度: 16mm Max drawerside thickness: 16mm



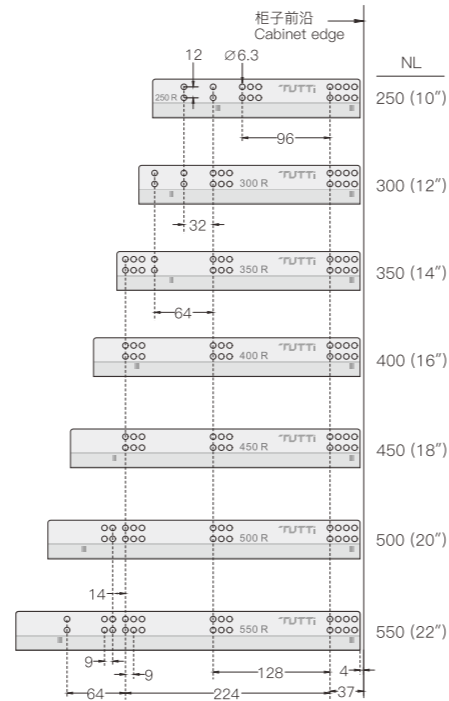
外置抽屉 Standard drawer

内置抽屉 Internal drawer

NL(mm)	250	300	350	400	450	500	550
X2(mm)	188	213	238	273	298	323	358
X3(mm)	220	245	270	305	330	355	390

S21-16 系列 Series	长度 Length	250 (10")	300 (12")	350 (14")	400 (16")	450 (18")	500 (20")	550 (22")
16mm带钩配阻尼 16mm with pin and damper	产品代号 Item No.	S21-16-250	S21-16-300	S21-16-350	S21-16-400	S21-16-450	S21-16-500	S21-16-550
包装 Packing	套/箱 (set/ctn)	10						

### 滑轨安装孔位 Hole position



# S21-18

## 二节式隐藏缓冲滑轨带插销(18板)

PARTIAL EXTENSION UNDERMOUNTED SOFT CLOSING SLIDE WITH PIN FOR 18MM PANEL

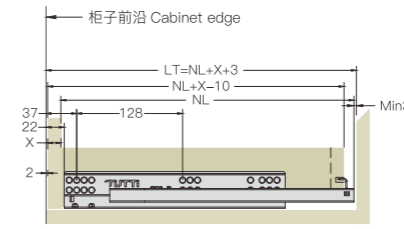
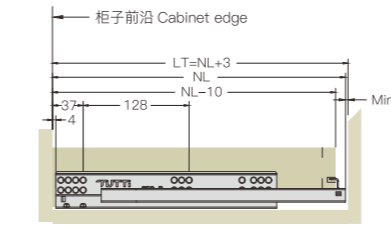
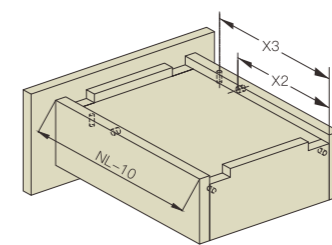
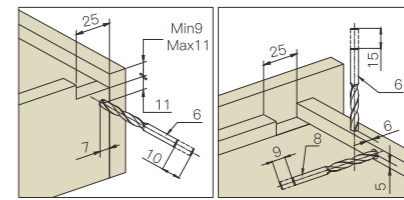
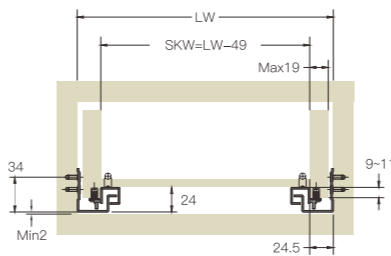
载重: 25公斤  
表面: 镀锌  
长度: 250-550mm  
单向展开  
无需工具, 抽屉可快速安装和拆卸。  
静音系统保证导轨运作轻松, 顺滑无噪音。  
抽屉高度调节量: 0~+3mm

Load capacity: 25kg  
Finish: zink plated  
Lengths: 250-550mm  
One-way extension  
Tool free assembly and removal of drawer  
Silent system guarantees smooth run without noise  
Drawer height adjustment: 0~+3mm



### 滑轨安装尺寸 Installation dimensions

SKW=抽屉内宽度 Internal drawer width  
LW=柜内宽度 Internal cabinet width  
NL=滑轨标称长度 Slide length  
LT=柜内深度 Internal cabinet depth  
抽屉尺寸和钻孔, Drawer size and boring  
侧板最大厚度: 19mm Max drawerside thickness: 19mm



外置抽屉 Standard drawer

内置抽屉 Internal drawer

NL(mm)	250	300	350	400	450	500	550
X2(mm)	188	213	238	273	298	323	358
X3(mm)	220	245	270	305	330	355	390

S21-18 系列 Series	长度 Length	250 (10")	300 (12")	350 (14")	400 (16")	450 (18")	500 (20")	550 (22")
18mm带钩配阻尼 18mm with pin and damper	产品代号 Item No.	S21-18-250	S21-18-300	S21-18-350	S21-18-400	S21-18-450	S21-18-500	S21-18-550
包装 Packing	套/箱 (set/ctn)	10						

# S21F-16

## 二节式隐藏反弹滑轨带插销(16板)

PUSH OPEN PARTIAL EXTENSION UNDERMOUNTED SLIDE WITH PIN FOR 16MM PANEL

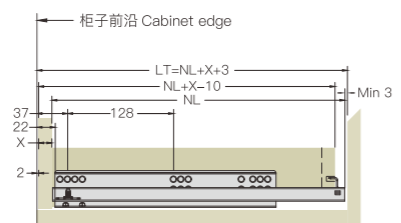
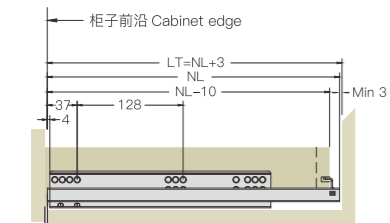
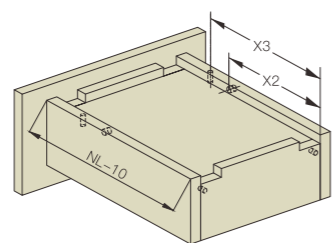
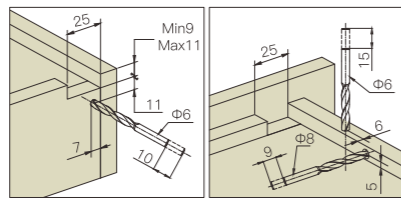
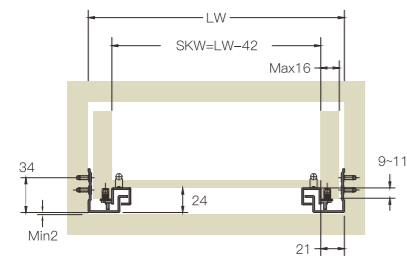
载重: 25公斤  
 表面: 镀锌  
 长度: 250-550mm  
 单向展开  
 无需工具, 抽屉可快速安装和拆卸。  
 静音系统保证导轨运作轻松, 顺滑无噪音。  
 抽屉高度调节量: 0~+3mm

Load capacity: 25kg  
 Finish: zink plated  
 Lengths: 250-550mm  
 One-way extension  
 Tool free assembly and removal of drawer  
 Silent system guarantees smooth run without noise  
 Drawer height adjustment: 0~+3mm



### 滑轨安装尺寸 Installation dimensions

SKW=抽屉内宽度 Internal drawer width  
 LW=柜内宽度 Internal cabinet width  
 NL=滑轨标称长度 Slide length  
 LT=柜内深度 Internal cabinet depth  
 抽屉尺寸和钻孔, Drawer size and boring  
 侧板最大厚度16mm Max drawerside thickness:16mm



3-5 外置抽屉 Standard drawer

内置抽屉 Internal drawer

NL(mm)	250	300	350	400	450	500	550
X2(mm)	189	239	289	339	389	439	489
X3(mm)	221	271	321	371	421	471	521

S21F-16 系列 Series	长度 Length	250 (10")	300 (12")	350 (14")	400 (16")	450 (18")	500 (20")	550 (22")
产品代号 Item No.		S21F-16-250	S21F-16-300	S21F-16-350	S21F-16-400	S21F-16-450	S21F-16-500	S21F-16-550
包装 Packing	套/箱 (set/ctn)	10						

# S21F-18

## 二节式隐藏反弹滑轨带插销(18板)

PUSH OPEN PARTIAL EXTENSION UNDERMOUNTED SLIDE WITH PIN FOR 18MM PANEL

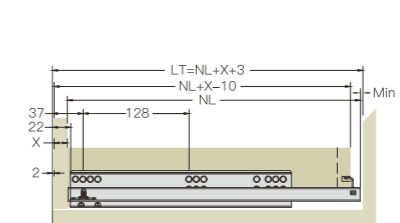
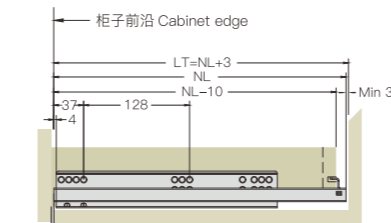
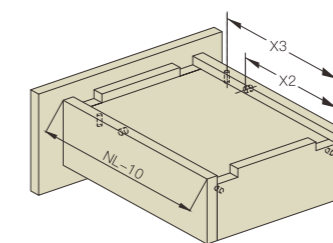
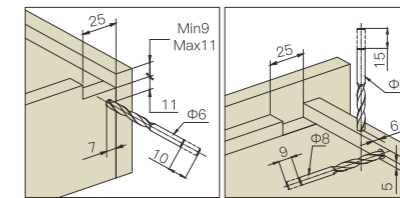
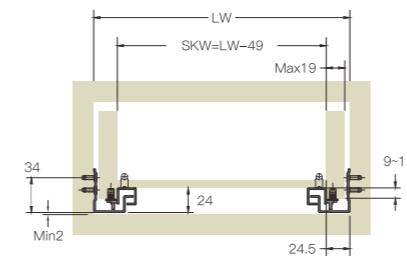
载重: 25公斤  
 表面: 镀锌  
 长度: 250-550mm  
 单向展开  
 无需工具, 抽屉可快速安装和拆卸。  
 静音系统保证导轨运作轻松, 顺滑无噪音。  
 抽屉高度调节量: 0~+3mm

Load capacity: 25kg  
 Finish: zink plated  
 Lengths: 250-550mm  
 One-way extension  
 Tool free assembly and removal of drawer  
 Silent system guarantees smooth run without noise  
 Drawer height adjustment: 0~+3mm



### 滑轨安装尺寸 Installation dimensions

SKW=抽屉内宽度 Internal drawer width  
 LW=柜内宽度 Internal cabinet width  
 NL=滑轨标称长度 Slide length  
 LT=柜内深度 Internal cabinet depth  
 抽屉尺寸和钻孔, Drawer size and boring  
 侧板最大厚度19mm Max drawerside thickness:19mm



3-5 外置抽屉 Standard drawer

内置抽屉 Internal drawer

NL(mm)	250	300	350	400	450	500	550
X2(mm)	189	239	289	339	389	439	489
X3(mm)	221	271	321	371	421	471	521

S21F-18 系列 Series	长度 Length	250 (10")	300 (12")	350 (14")	400 (16")	450 (18")	500 (20")	550 (22")
产品代号 Item No.		S21F-18-250	S21F-18-300	S21F-18-350	S21F-18-400	S21F-18-450	S21F-18-500	S21F-18-550
包装 Packing	套/箱 (set/ctn)	10						